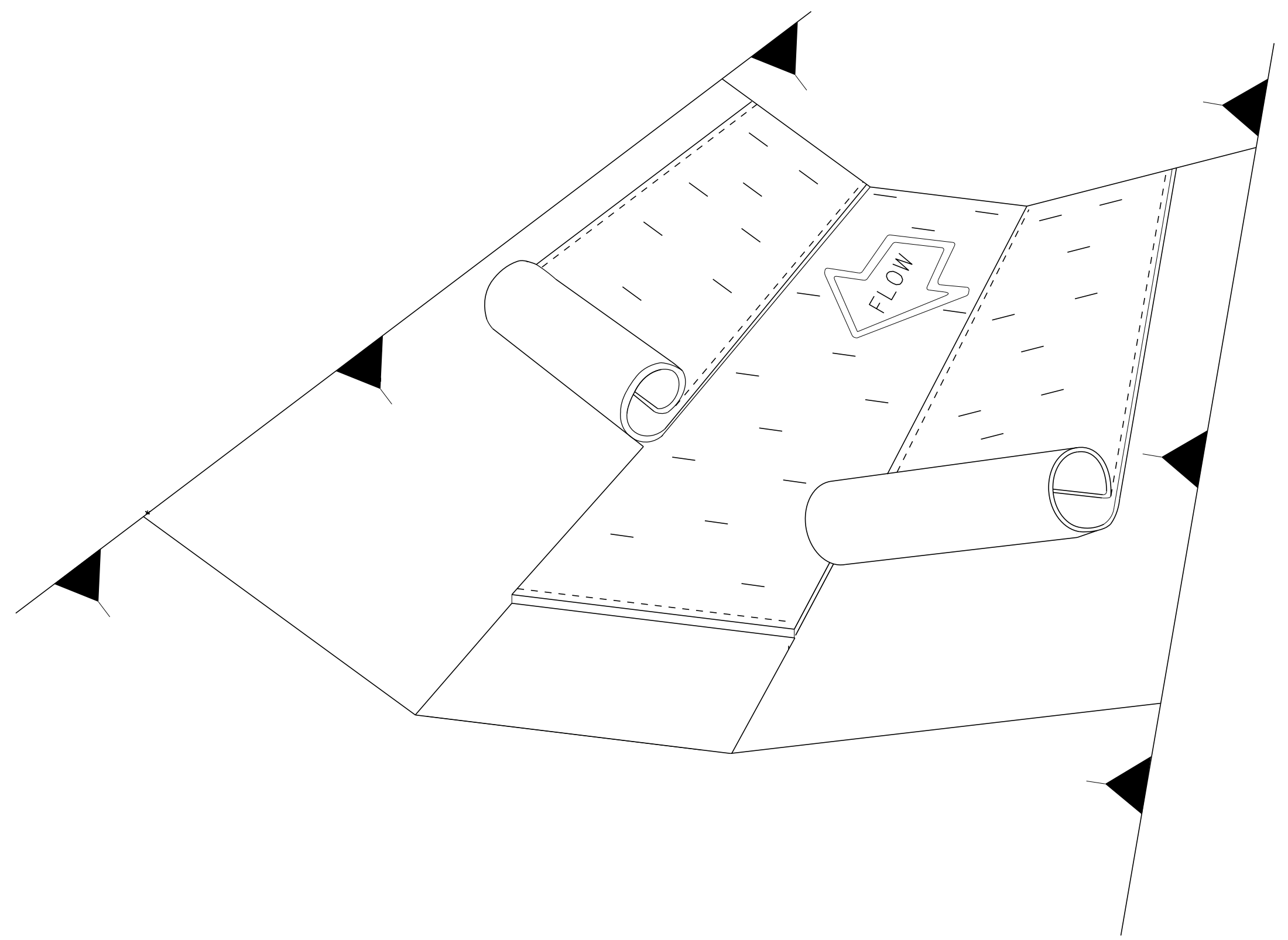
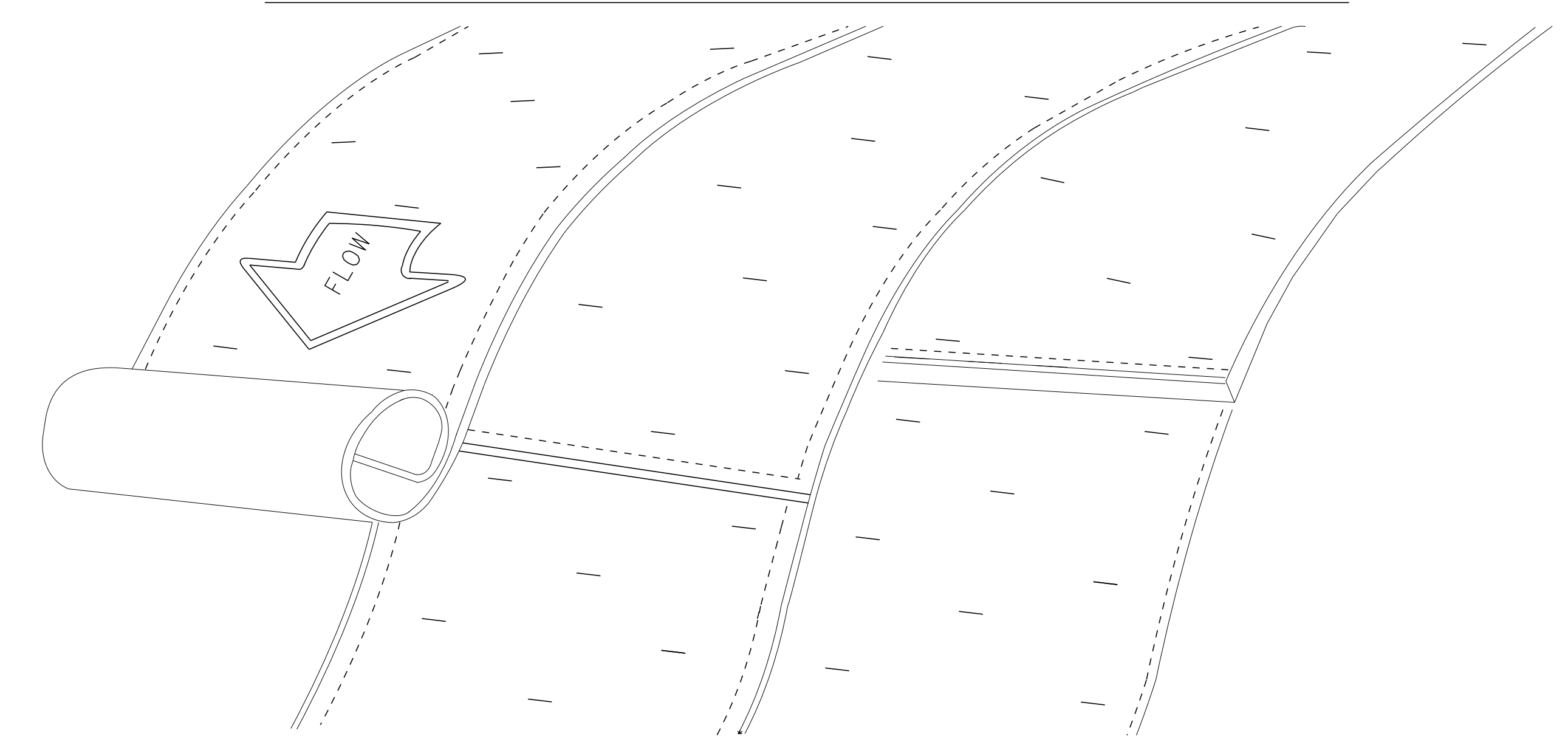


REFERENCE PROJECT NO	FISCAL YEAR	SHEET NO

# CHANNEL INSTALLATION DETAIL



# SLOPE INSTALLATION DETAIL



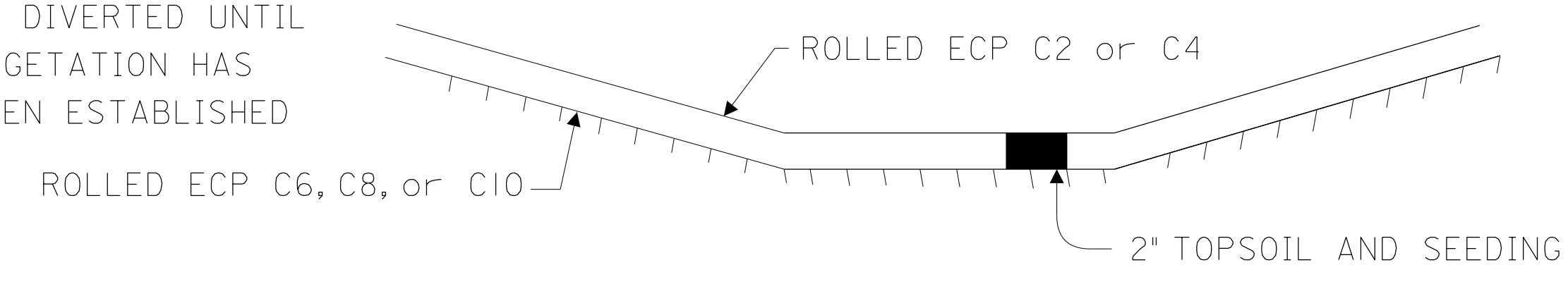
NOTES:

1. ROLLED EROSION CONTROL PRODUCTS SHALL BE INSTALLED PARALLEL TO THE DIRECTION OF FLOW. THERE SHALL BE AN ANCHOR TRENCH AT THE UPSTREAM EDGE OF THE INSTALLATION. UPSTREAM RECPs SHALL OVERLAP ANY DOWNSTREAM RECPs. ADJACENT RECPs SHALL ALSO BE OVERLAPPED.
2. STAPLES SHALL BE PLACED ON OVERLAPS, AT THE TOE OF THE RECP, AND THROUGHOUT THE RECP INSTALLATION IN ACCORDANCE WITH MANUFACTURER'S RECOMMENDATIONS TO ENSURE THE RECP IS IN CONTACT WITH THE UNDERLYING SOIL.
3. HYDRAULIC EROSION CONTROL PRODUCTS SHALL BE INSTALLED BY SPRAYING IN OPPOSING DIRECTIONS TO PROVIDE A SOLID BLANKET OF PRODUCT. RECPs SHALL BE APPLIED BY EQUIPMENT AND AT A RATE THAT MEETS THE RECOMMENDATIONS OF THE PRODUCT MANUFACTURER SPECIFIC TO THE SLOPE.
4. HYDRAULIC EROSION CONTROL PRODUCTS SHOULD NOT BE INSTALLED IN AREAS SUBJECT TO CHANNELIZED FLOW OR AREAS HAVING A POTENTIAL TO FLOOD DURING A LOCAL 2 YEAR, 24 HOUR STORM EVENT.
5. RECP TYPE C2 AND C4 ARE TO BE PLACED ON TOP OF SEEDING. RECP TYPE C6, C8 AND C10 ARE TO BE PLACED BELOW THE TOPSOIL AND SEEDING. THE TOPSOIL AND SEEDING MUST BE COVERED BY EITHER SOD OR RECP TYPE C2 OR C4 (SEE OPTIONS A AND B). ONLY USE OPTION A IF WATER CAN BE KEPT OUT OF THE CHANNEL UNTIL VEGETATED. IF NOT, USE OPTION B.
6. SEE ALDOT LIST II-11 FOR APPROVED ROLLED AND HYDRAULIC EROSION CONTROL PRODUCTS.

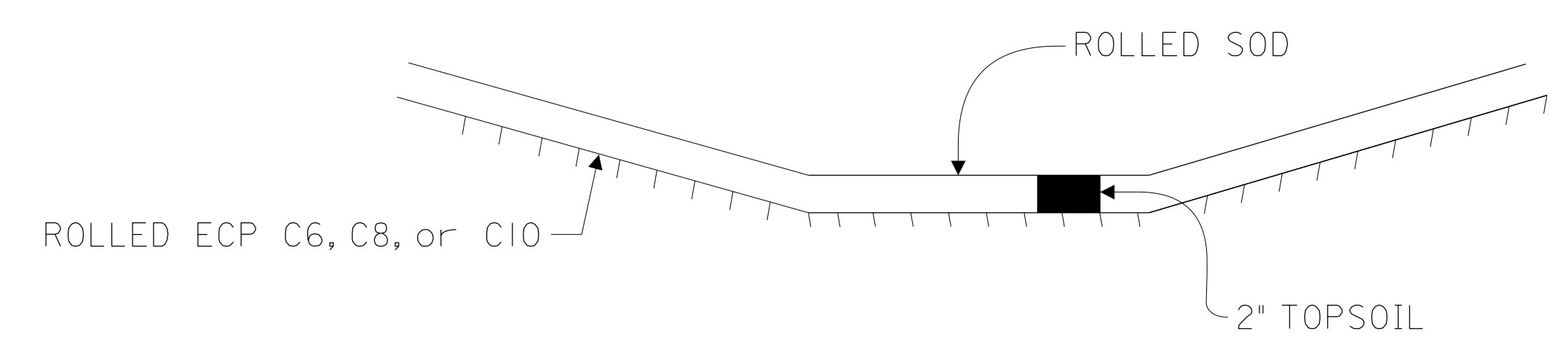
## CROSS SECTION

### OPTION A (SEE NOTE 5)

NOTE: ONLY TO BE USED WHERE FLOW CAN BE DIVERTED UNTIL VEGETATION HAS BEEN ESTABLISHED



### OPTION B (SEE NOTE 5)



--SPECIFICATIONS--  
CURRENT ALABAMA DEPARTMENT OF TRANSPORTATION

THIS DRAWING REPRESENTS DESIGNS PREPARED FOR USE BY THE ALABAMA DEPARTMENT OF TRANSPORTATION AND IS NOT TO BE COPIED, REPRODUCED, ALTERED, OR USED BY ANYONE, OR ANY ORGANIZATION, WITHOUT THE EXPRESSED WRITTEN CONSENT OF THE ALABAMA DEPARTMENT OF TRANSPORTATION REPRESENTATIVE AUTHORIZED TO APPROVE THIS USE. ANYONE MAKING UNAUTHORIZED USE OF THIS DRAWING MAY BE PROSECUTED TO THE FULLEST EXTENT OF THE LAW.

REVISIONS  
1. Added to CADD on 10-21-14 by J.F.T.

**ALABAMA DEPARTMENT OF TRANSPORTATION**  
1409 COLISEUM BOULEVARD  
MONTGOMERY, AL 36130-3050

DESIGN BUREAU SPECIAL DRAWING  
**DETAILS OF ROLLED AND HYDRAULIC EROSION CONTROL PRODUCT INSTALLATION**

Bureau Std Engr: D.J.W. DRAWN BY: J.F.T. DATE DRAWN: 10-17-14	SPECIAL DRAWING NO <b>ESC-509</b>	INDEX NO <b>65901</b>
--	--------------------------------------	--------------------------

NOT TO SCALE