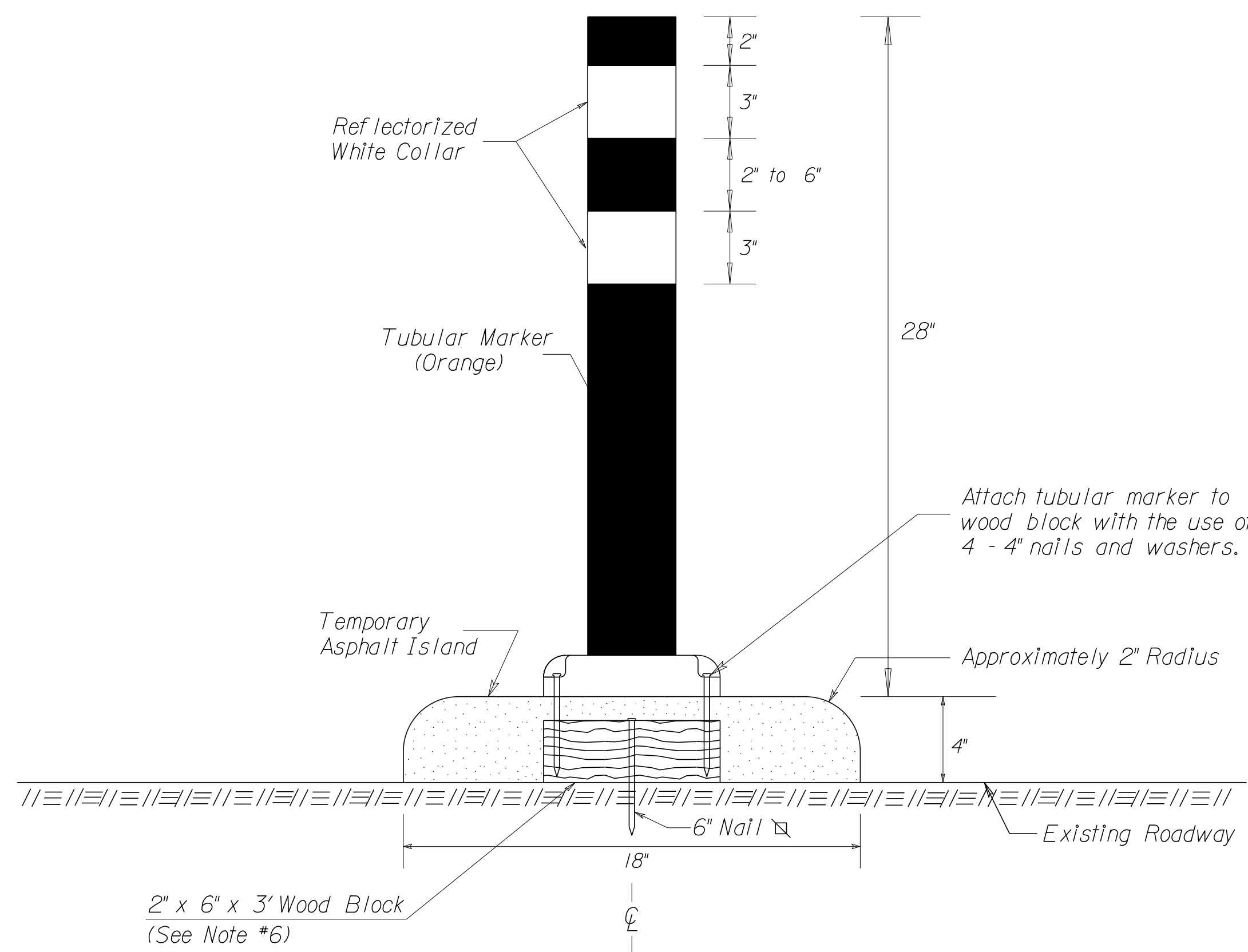


REFERENCE PROJECT NO	FISCAL YEAR	SHEET NO

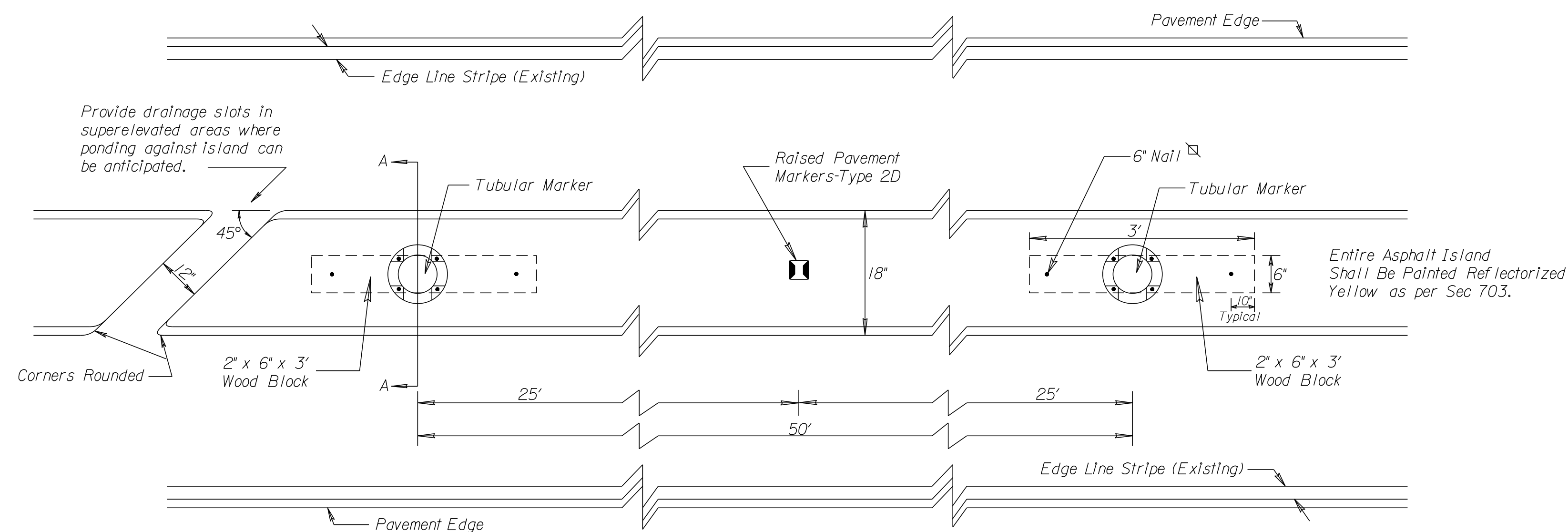
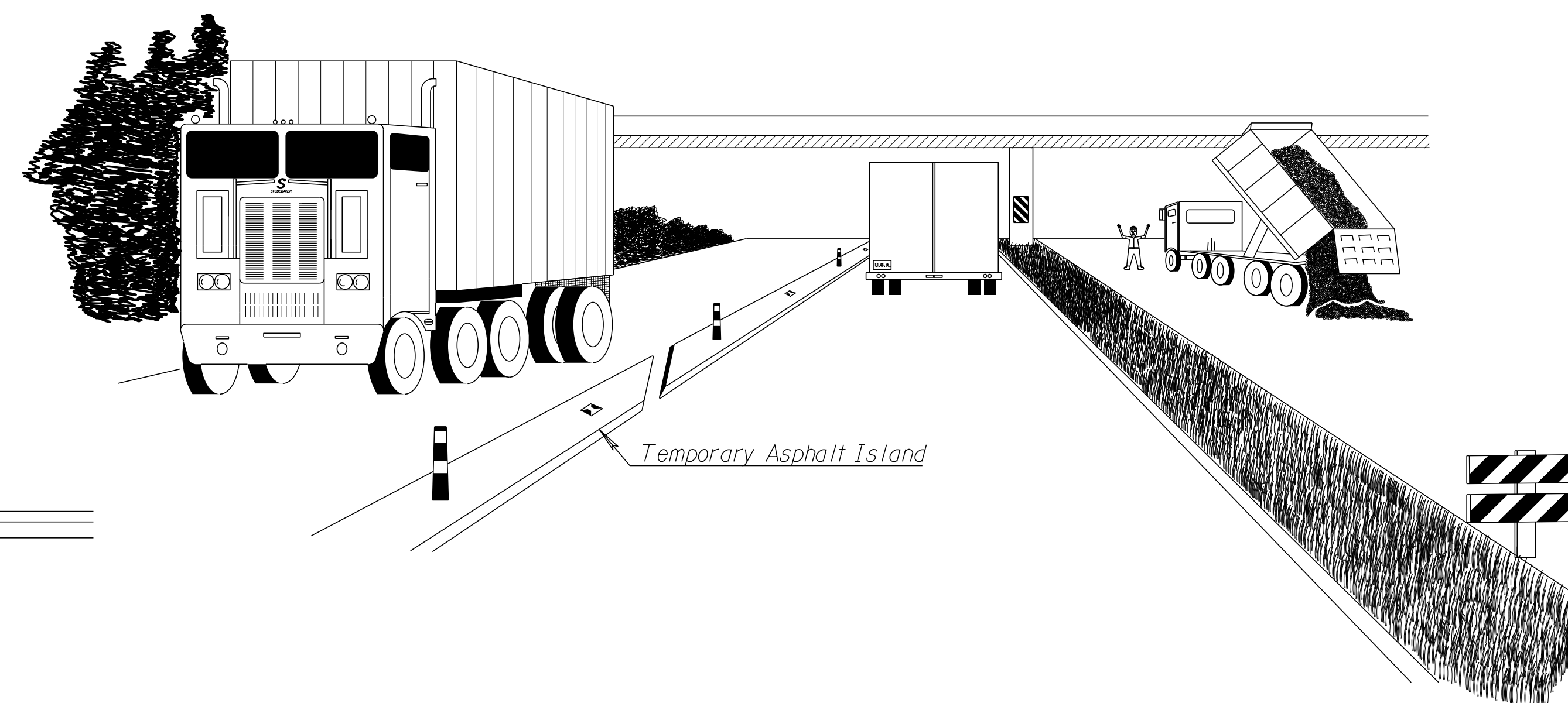
NOTES

1. The Tubular Marker is to be made of flexible material so that it will not cause damage to vehicles upon impact.
2. The Tubular Marker shall be orange with two white reflectorized collars, Type "I" or Type "III" sheeting.
3. Reflectorized materials shall have a smooth sealed outer surface which will display the same approximate color day and night.
4. For the location of Temporary Asphalt Island and for signs and other traffic control devices to be used in the area, see other Traffic Control Plan sheets.
5. The Temporary Asphalt Island will be paid for at the contract unit price bid which shall be full compensation for the furnishing of all materials, placing, maintaining, and the removal and disposal when deemed of no further use on the project by the engineer, and includes all tools, equipment, labor and incidentals necessary to complete the work.
6. Location of wood blocks should be reference marked on adjacent pavement for ease of location after island is placed.



SECTION A-A

On concrete pavement or bridge decks, these nails will not be required. Wood block may be secured to concrete with Epoxy Cement or other method to the satisfaction of the engineer.



PLAN VIEW

--SPECIFICATIONS--
CURRENT ALABAMA DEPARTMENT OF TRANSPORTATION

THIS DRAWING REPRESENTS DESIGNS PREPARED FOR USE BY THE ALABAMA DEPARTMENT OF TRANSPORTATION AND IS NOT TO BE COPIED, REPRODUCED, ALTERED, OR USED BY ANYONE, OR ANY ORGANIZATION, WITHOUT THE EXPRESSED WRITTEN CONSENT OF THE ALABAMA DEPARTMENT OF TRANSPORTATION REPRESENTATIVE AUTHORIZED TO APPROVE THIS USE. ANYONE MAKING UNAUTHORIZED USE OF THIS DRAWING MAY BE PROSECUTED TO THE FULLEST EXTENT OF THE LAW.

<p>REVISIONS</p> <ol style="list-style-type: none"> 1. Removed Type "A" Sheeting, option, 04-20-94 by C. J. S. 2. Changed Type "B" Sheeting to Type "III" Sheeting, 08-08-94 by C. J. S. 3. Allowed Type "I" or Type "III" Reflective Sheeting to be used, 05-16-95 by C. J. S. 4. Changed height of tubular marker to 28", 07-13-95 by C. J. S. 	<p>ALABAMA DEPARTMENT OF TRANSPORTATION 1409 COLISEUM BOULEVARD MONTGOMERY, AL 36130-3050</p> <p>DESIGN BUREAU SPECIAL DRAWING</p>	
<p>Bureau Std Engr: D.J.W. DRAWN BY: C.J.S. DATE DRAWN: 02-25-91.</p>	<p>SPECIAL DRAWING NO TI-724</p>	<p>INDEX NO 72401</p>

NOT TO SCALE