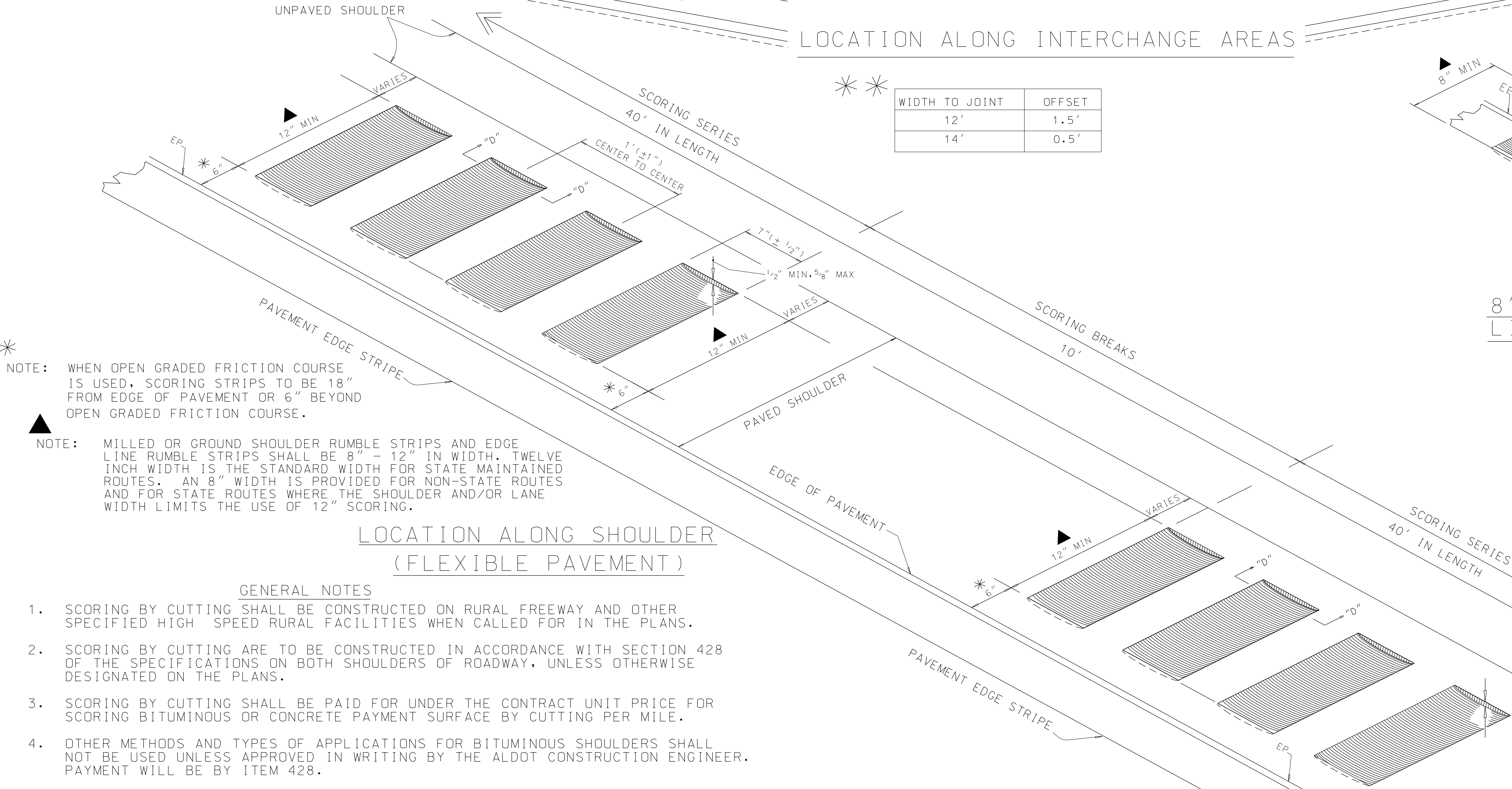


LOCATION ALONG INTERCHANGE AREAS

\*\*\*

WIDTH TO JOINT	OFFSET
12'	1.5'
14'	0.5'

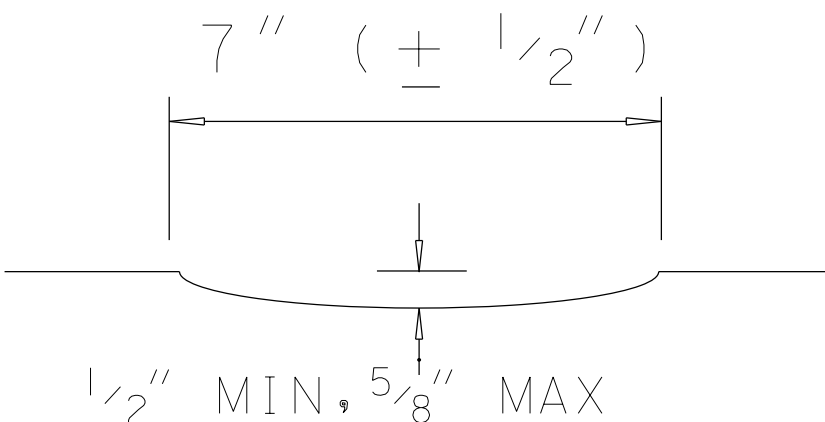


- \* NOTE: WHEN OPEN GRADED FRICTION COURSE IS USED, SCORING STRIPS TO BE 18" FROM EDGE OF PAVEMENT OR 6" BEYOND OPEN GRADED FRICTION COURSE.
- ▲ NOTE: MILLED OR GROUND SHOULDER RUMBLE STRIPS AND EDGE LINE RUMBLE STRIPS SHALL BE 8" - 12" IN WIDTH. TWELVE INCH WIDTH IS THE STANDARD WIDTH FOR STATE MAINTAINED ROUTES. AN 8" WIDTH IS PROVIDED FOR NON-STATE ROUTES AND FOR STATE ROUTES WHERE THE SHOULDER AND/OR LANE WIDTH LIMITS THE USE OF 12" SCORING.

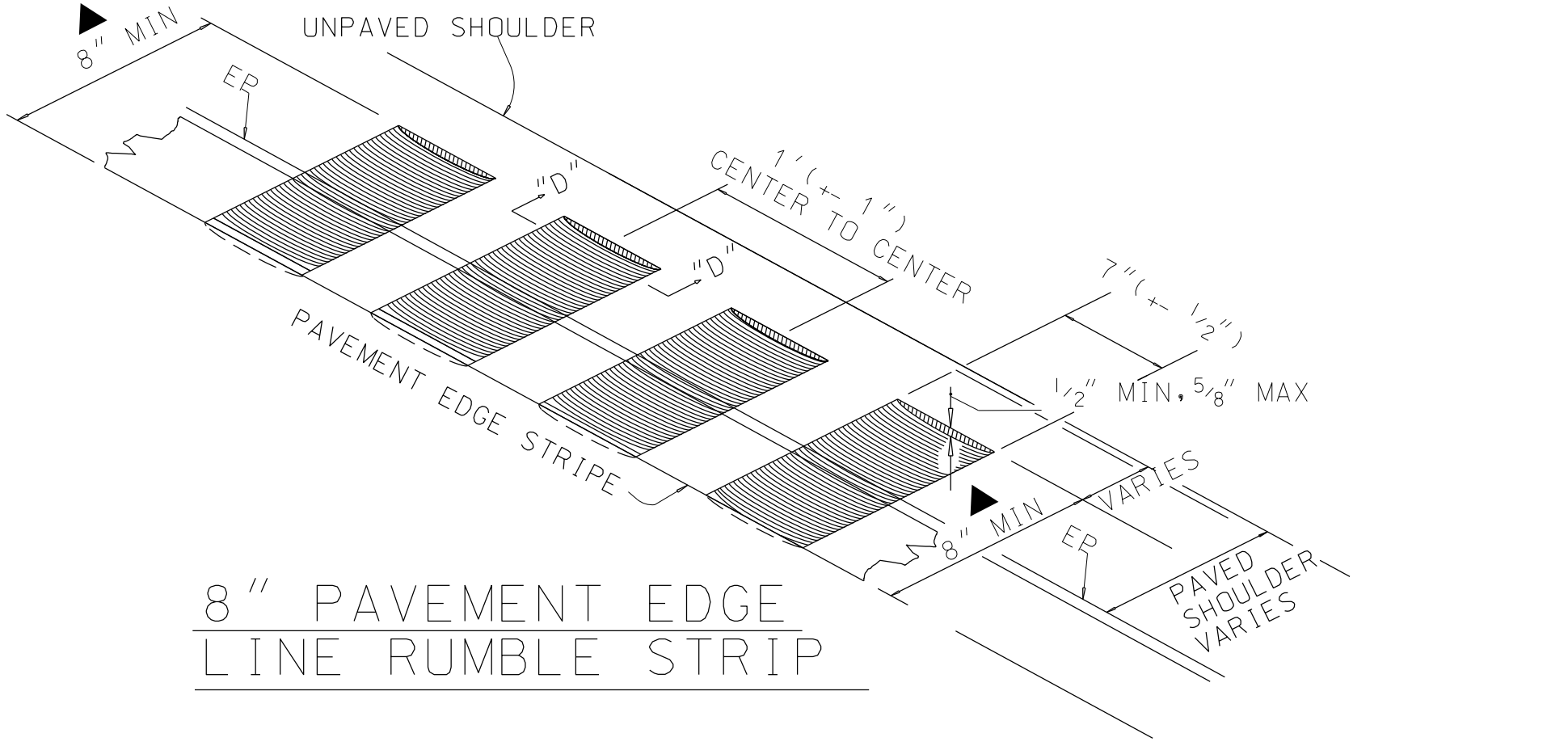
LOCATION ALONG SHOULDER (FLEXIBLE PAVEMENT)

GENERAL NOTES

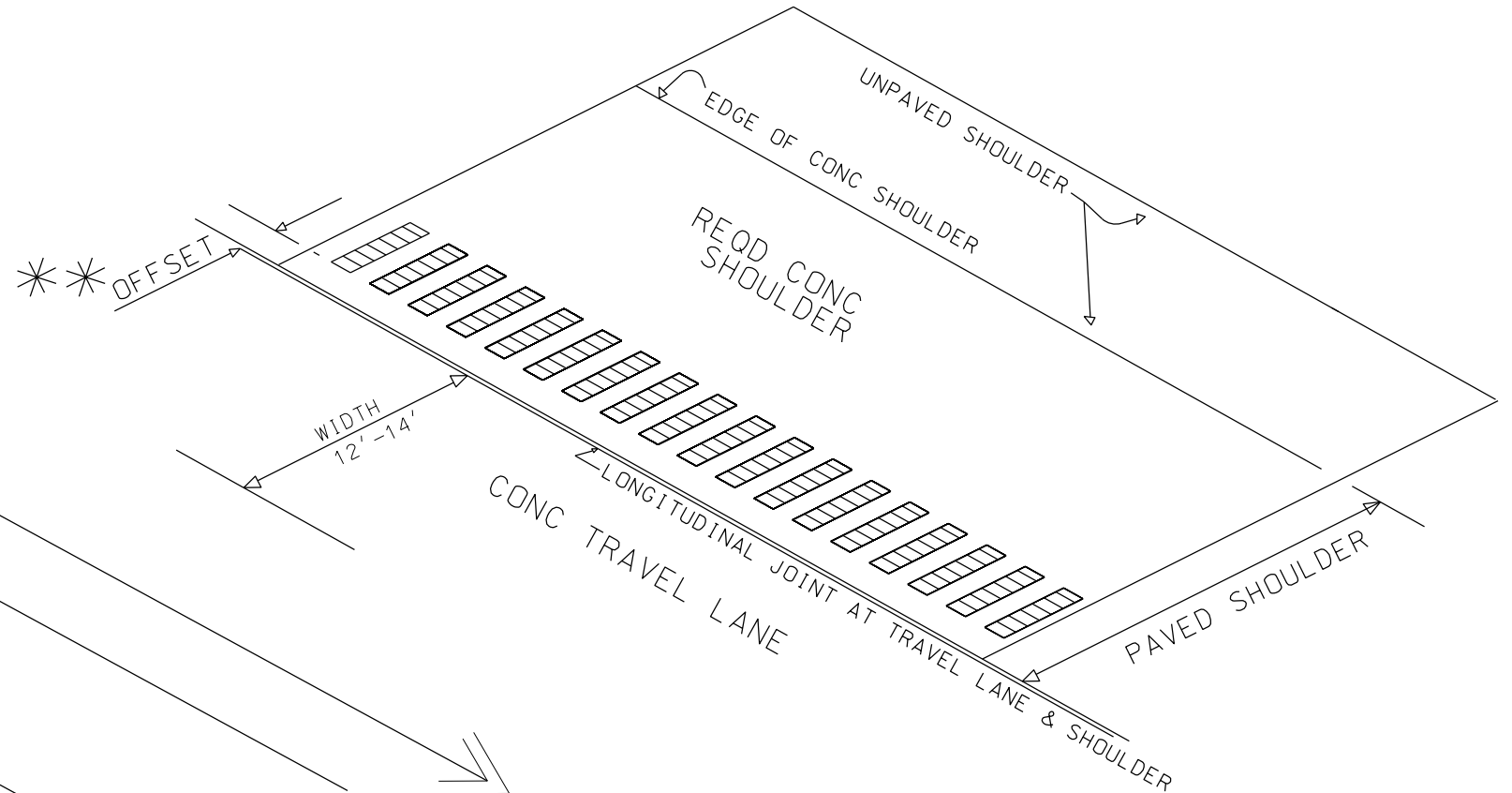
- SCORING BY CUTTING SHALL BE CONSTRUCTED ON RURAL FREEWAY AND OTHER SPECIFIED HIGH SPEED RURAL FACILITIES WHEN CALLED FOR IN THE PLANS.
- SCORING BY CUTTING ARE TO BE CONSTRUCTED IN ACCORDANCE WITH SECTION 428 OF THE SPECIFICATIONS ON BOTH SHOULDERS OF ROADWAY, UNLESS OTHERWISE DESIGNATED ON THE PLANS.
- SCORING BY CUTTING SHALL BE PAID FOR UNDER THE CONTRACT UNIT PRICE FOR SCORING BITUMINOUS OR CONCRETE PAYMENT SURFACE BY CUTTING PER MILE.
- OTHER METHODS AND TYPES OF APPLICATIONS FOR BITUMINOUS SHOULDERS SHALL NOT BE USED UNLESS APPROVED IN WRITING BY THE ALDOT CONSTRUCTION ENGINEER. PAYMENT WILL BE BY ITEM 428.
- AT NARROW BRIDGES OR OTHER USABLE PAVED SHOULDER ENCROACHMENTS. SCORING OPERATIONS TO CONTINUE UNTIL THE WIDTH FROM THE EDGE OF TRAVELWAY TO THE ENCROACHMENT IS LESS THAN 6 FEET.
- SCORING SERIES TO BE 40' IN LENGTH WITH 10' BREAKS ON THE OUTSIDE SHOULDERS AND CONTINUOUS ON THE INSIDE SHOULDERS OF DIVIDED ROADWAYS.
- SCORING SERIES SHALL BE CONTINUOUS ON INSIDE AND OUTSIDE SHOULDERS ON ALL DENIED ACCESS FACILITIES.
- SCORING SERIES FOR TWO LANE ROADWAYS SHALL BE:  
a) CONTINUOUS WHERE APPLICABLE ON OUTSIDE SHOULDERS LESS THAN 4' IN WIDTH.  
b) 40' IN LENGTH WITH 10' BREAKS WHERE APPLICABLE ON OUTSIDE SHOULDERS 4' IN WIDTH WIDER.
- SCORING SERIES SHOULD ONLY BE INSTALLED IF IT IS AT LEAST 1320' (1/4 MILE) CONTINUOUS SEGMENT, EXCLUSIVE OF DRIVEWAY AND INTERSECTION BREAKS.



SECTION "DD" LONGITUDINAL CUT



8" PAVEMENT EDGE LINE RUMBLE STRIP



LOCATION ALONG SHOULDER (RIGID PAVEMENT)

NOTE: SCORING DIMENSIONS SAME AS FLEXIBLE PAVEMENT (AT LEFT)

--SPECIFICATIONS--

CURRENT ALABAMA DEPARTMENT OF TRANSPORTATION

THIS DRAWING REPRESENTS DESIGNS PREPARED FOR USE BY THE ALABAMA DEPARTMENT OF TRANSPORTATION AND IS NOT TO BE COPIED, REPRODUCED, ALTERED, OR USED BY ANYONE, OR ANY ORGANIZATION, WITHOUT THE EXPRESSED WRITTEN CONSENT OF THE ALABAMA DEPARTMENT OF TRANSPORTATION REPRESENTATIVE AUTHORIZED TO APPROVE THIS USE. ANYONE MAKING UNAUTHORIZED USE OF THIS DRAWING MAY BE PROSECUTED TO THE FULLEST EXTENT OF THE LAW.	
<b>REVISIONS</b> 1. Added Scoring Series with Scoring Breaks and Scoring to be placed 6' from Edge of Pavement and edited Note No. 4 by removing the 'E' from 'ITEM 428E' on 04-29-13 by J.F.T. 2. Added Note 7 concerning 'Continuous Scoring on all Denied Access Facilities' and Adjusted 'LOCATION ALONG SHOULDER (FLEXIBLE PAVEMENT)' Scoring Series and Revised Note 1, 2 & 6 on 10-27-14 by J.F.T. 3. Edited General Note 3 from 'linear foot' to 'per mile' & Note 4 sentence concrete scoring removed. Note 6 revised on 02-04-15 J.F.T. 4. Added Note 8 on 09/18/15 by L.V.S. 5. Revised Note 7, Removed and Replaced Note 8 and Old 8 becomes 9 on 06/10/20 by J.F.T.	<b>ALABAMA DEPARTMENT OF TRANSPORTATION</b> 1409 COLISEUM BOULEVARD MONTGOMERY, AL 36130-3050
DESIGN BUREAU SPECIAL DRAWING	
DETAIL SHOWING SCORING BITUMINOUS OR CONCRETE PAVEMENT SURFACE BY CUTTING	
SPECIAL DRAWING NO SBS-428-A	INDEX NO 42801

NOT TO SCALE