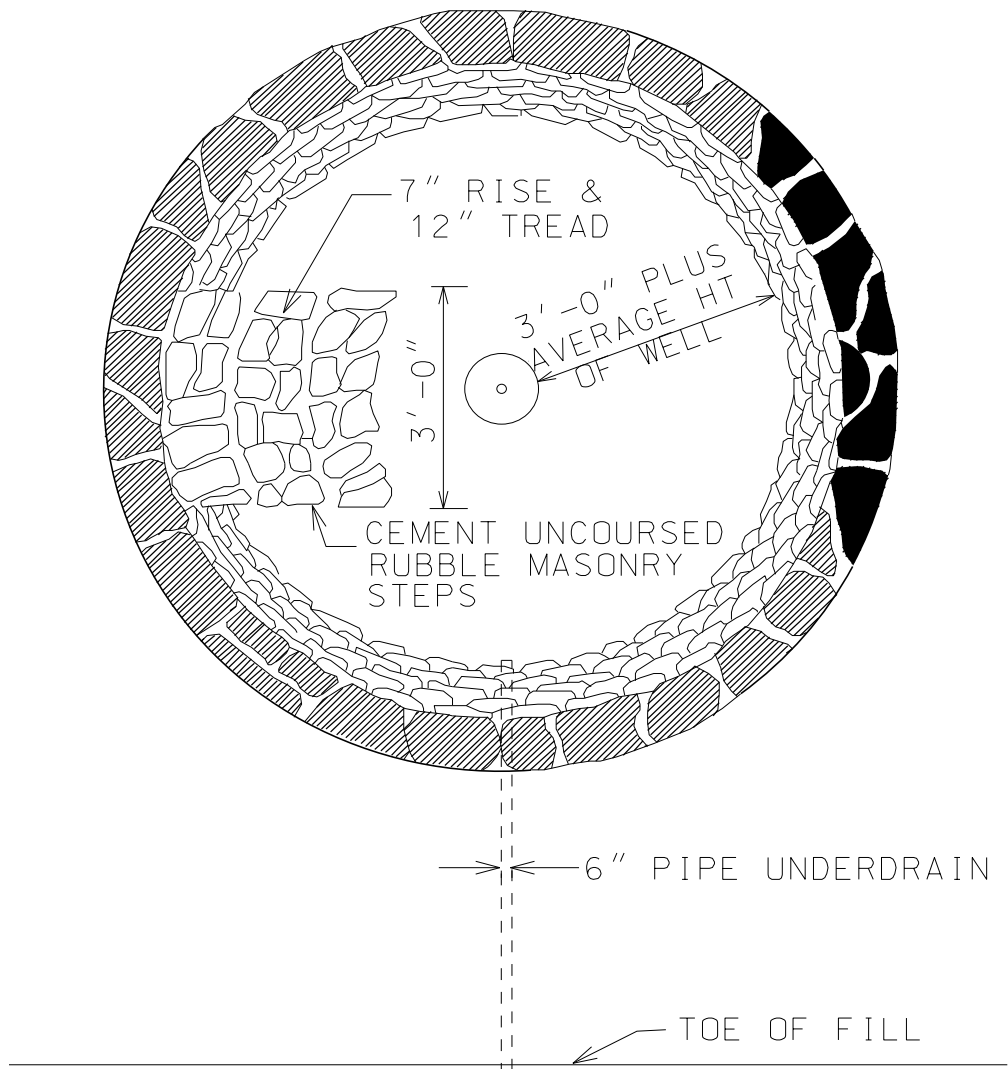


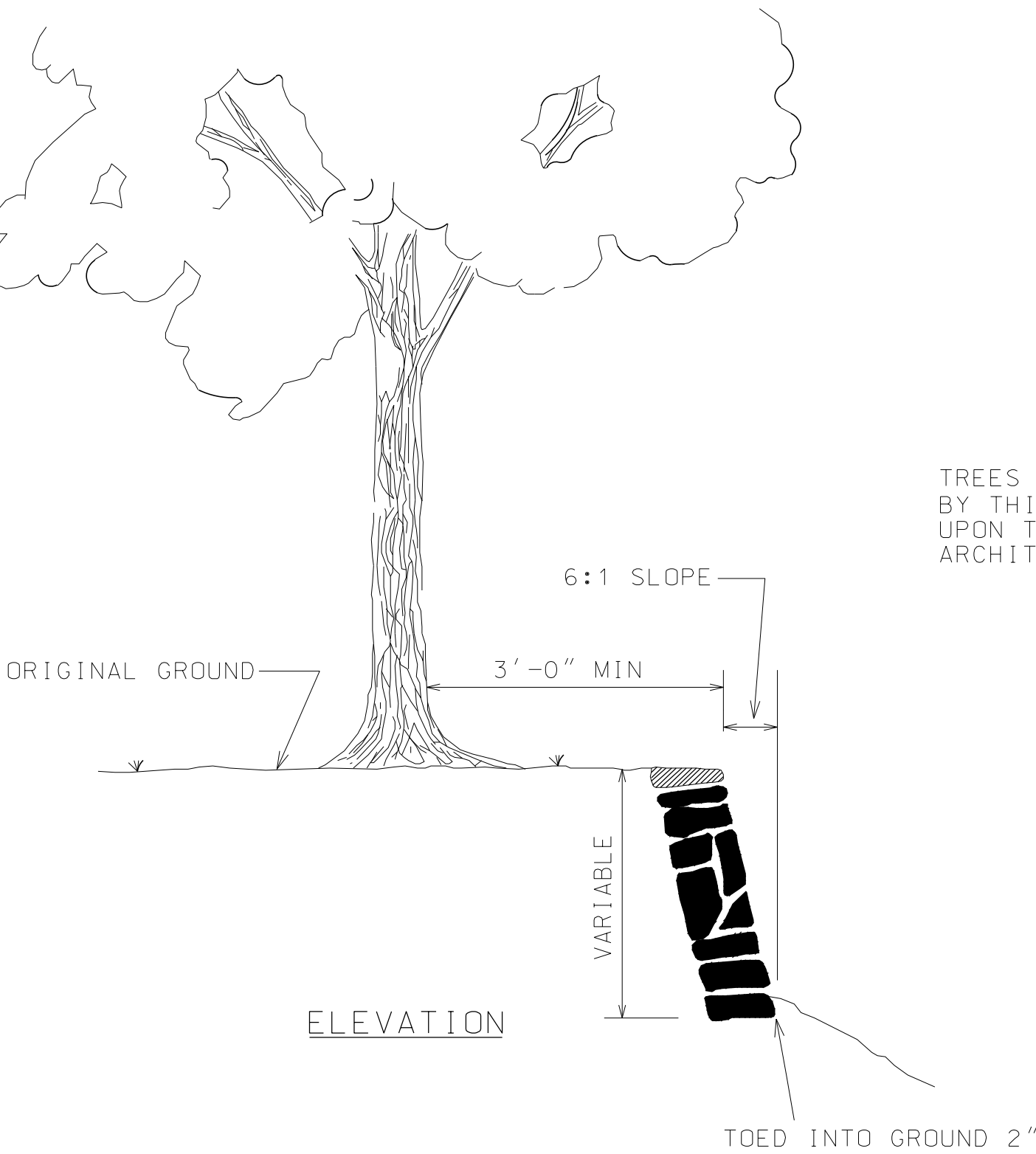
ELEVATION



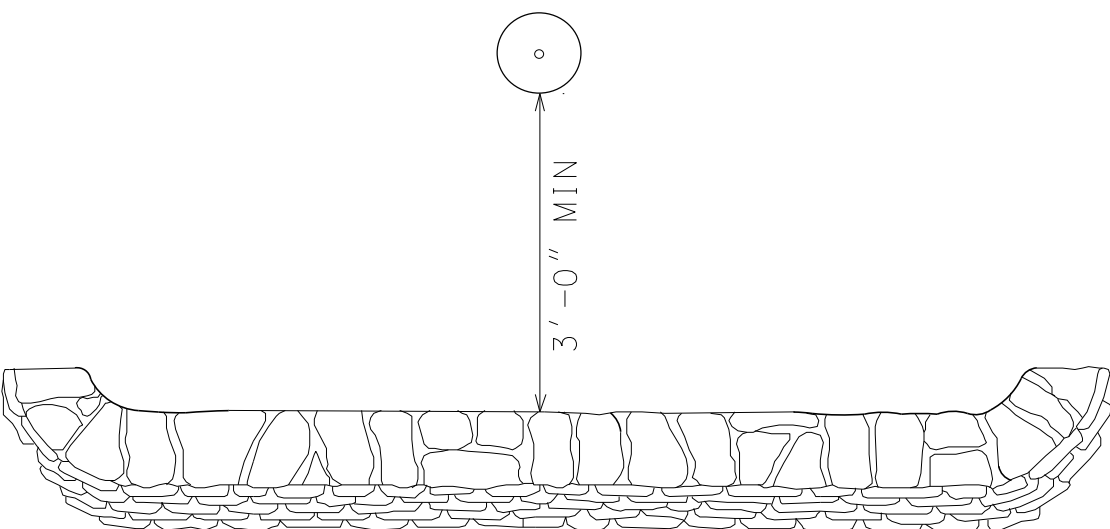
PLAN

RUBBLE MASONRY WELL FOR TREE PROTECTION IN FILL

NOTE: WHERE FILL AROUND TREE IS 12" OR MORE IN DEPTH OVER ANY PART OF THE FEEDING ROOT AREA OR PERIPHERY OF THE TREE, WALLS ARE TO BE CONSTRUCTED AS SHOWN, AUGMENTED BY SPECIFICATIONS FOR TREE WELLS AND TREE ROOT PROTECTION MATERIAL.



ELEVATION



PLAN

RUBBLE MASONRY WALL FOR TREE PROTECTION IN CUT

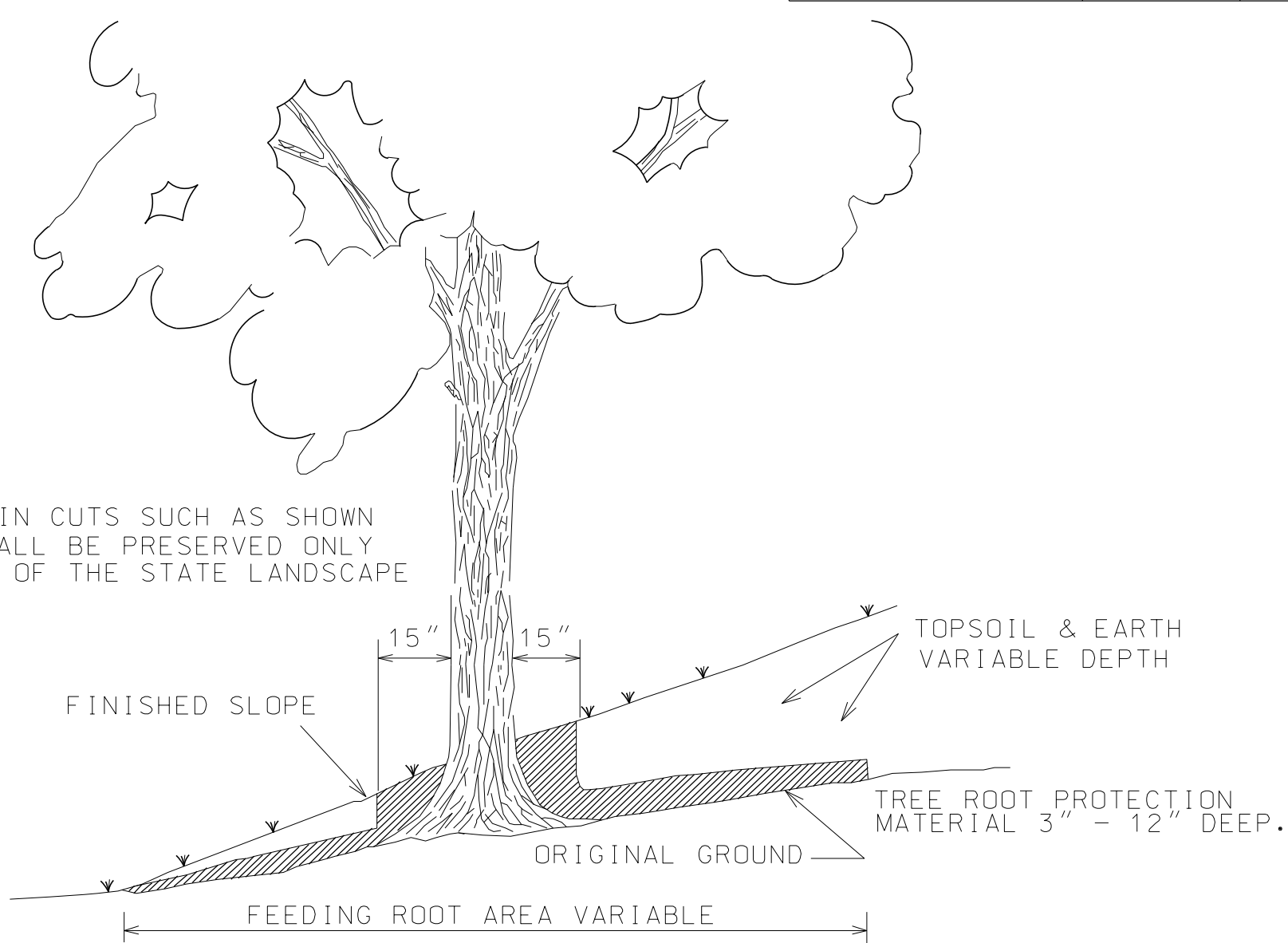
NOTE: WHERE THE TOP OF SLOPE IN CUT IS WITHIN 6' OR LESS OF TREE, RUBBLE MASONRY WALL IS TO BE PLACED AS SHOWN, AUGMENTED BY SPECIFICATIONS FOR TREE WELLS AND TREE ROOT PROTECTION.

WALLS ARE TO EXTEND FAR ENOUGH FROM CENTER OF TREE TO AMPLY COVER THE ROOTS.

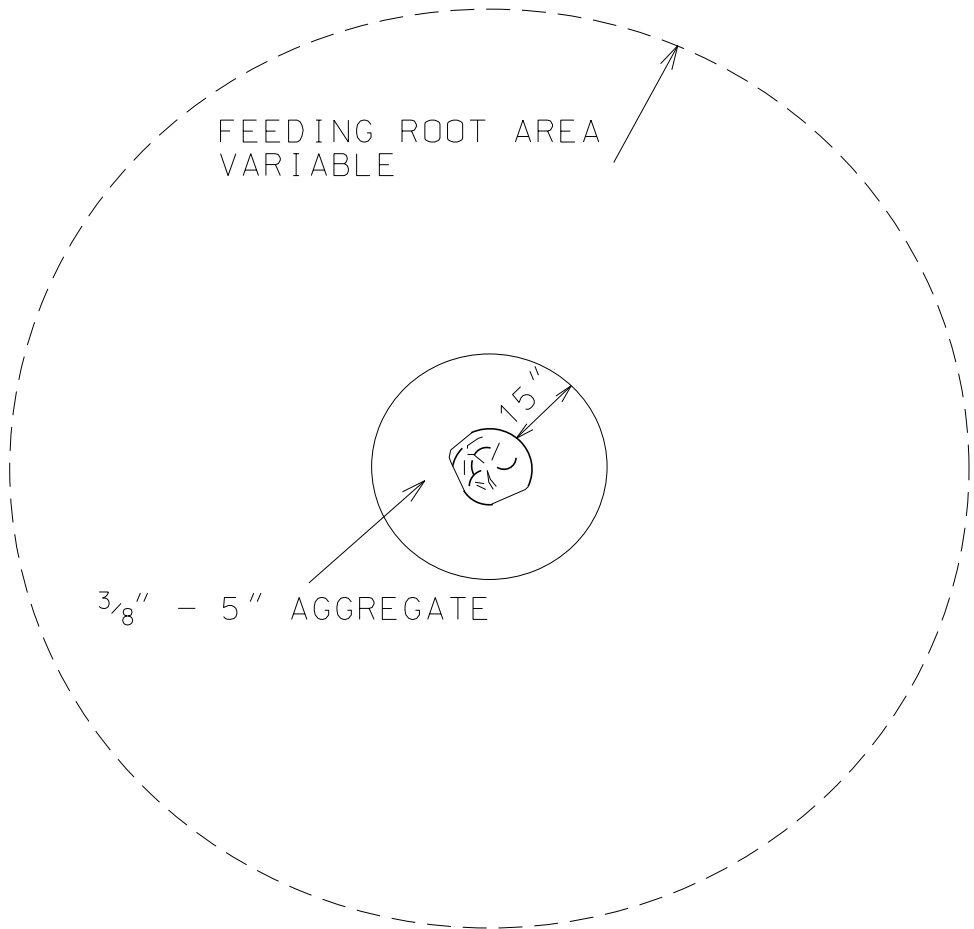
GENERAL NOTE

THE TOP 12" OF ALL TREE WELLS AND WALLS SHALL BE CONSTRUCTED OF CEMENT UNCOURSED RUBBLE MASONRY (EXCEPT THAT IN NO CASE SHALL CEMENT UNCOURSED RUBBLE MASONRY BE USED BELOW THE TOP OF THE TREE ROOT PROTECTION MATERIAL). REMAINING PORTION OF WELLS AND WALLS SHALL BE CONSTRUCTED OF DRY UNCOURSED RUBBLE MASONRY.

TREES THAT OCCUR IN CUTS SUCH AS SHOWN BY THIS SKETCH SHALL BE PRESERVED ONLY UPON THE APPROVAL OF THE STATE LANDSCAPE ARCHITECT.



ELEVATION



PLAN

MATERIAL FOR TREE ROOT PROTECTION

NOTE

WHERE FILL AROUND TREE IS LESS THAN 12" AND GREATER THAN 4", TREE ROOT PROTECTION MATERIAL IS TO BE PLACED AS SHOWN, AUGMENTED BY SPECIFICATIONS FOR TREE WELLS AND TREE ROOT PROTECTION.

--SPECIFICATIONS--
CURRENT ALABAMA DEPARTMENT OF TRANSPORTATION

THIS DRAWING REPRESENTS DESIGNS PREPARED FOR USE BY THE ALABAMA DEPARTMENT OF TRANSPORTATION AND IS NOT TO BE COPIED, REPRODUCED, ALTERED, OR USED BY ANYONE, OR ANY ORGANIZATION, WITHOUT THE EXPRESSED WRITTEN CONSENT OF THE ALABAMA DEPARTMENT OF TRANSPORTATION REPRESENTATIVE AUTHORIZED TO APPROVE THIS USE, ANYONE MAKING UNAUTHORIZED USE OF THIS DRAWING MAY BE PROSECUTED TO THE FULLEST EXTENT OF THE LAW.

REVISIONS

1. Added to CAD00 on 10-16-00 by J.F.T.

ALABAMA DEPARTMENT OF TRANSPORTATION
1409 COLISEUM BOULEVARD
MONTGOMERY, AL 36130-3050

DESIGN BUREAU SPECIAL DRAWING

STANDARD FOR RUBBLE MASONRY TREE WELL

Bureau Std Engr: D.J.W.
DRAWN BY: _____ DATE DRAWN: 10-31-74

SPECIAL DRAWING NO
TP-663

INDEX NO
66301