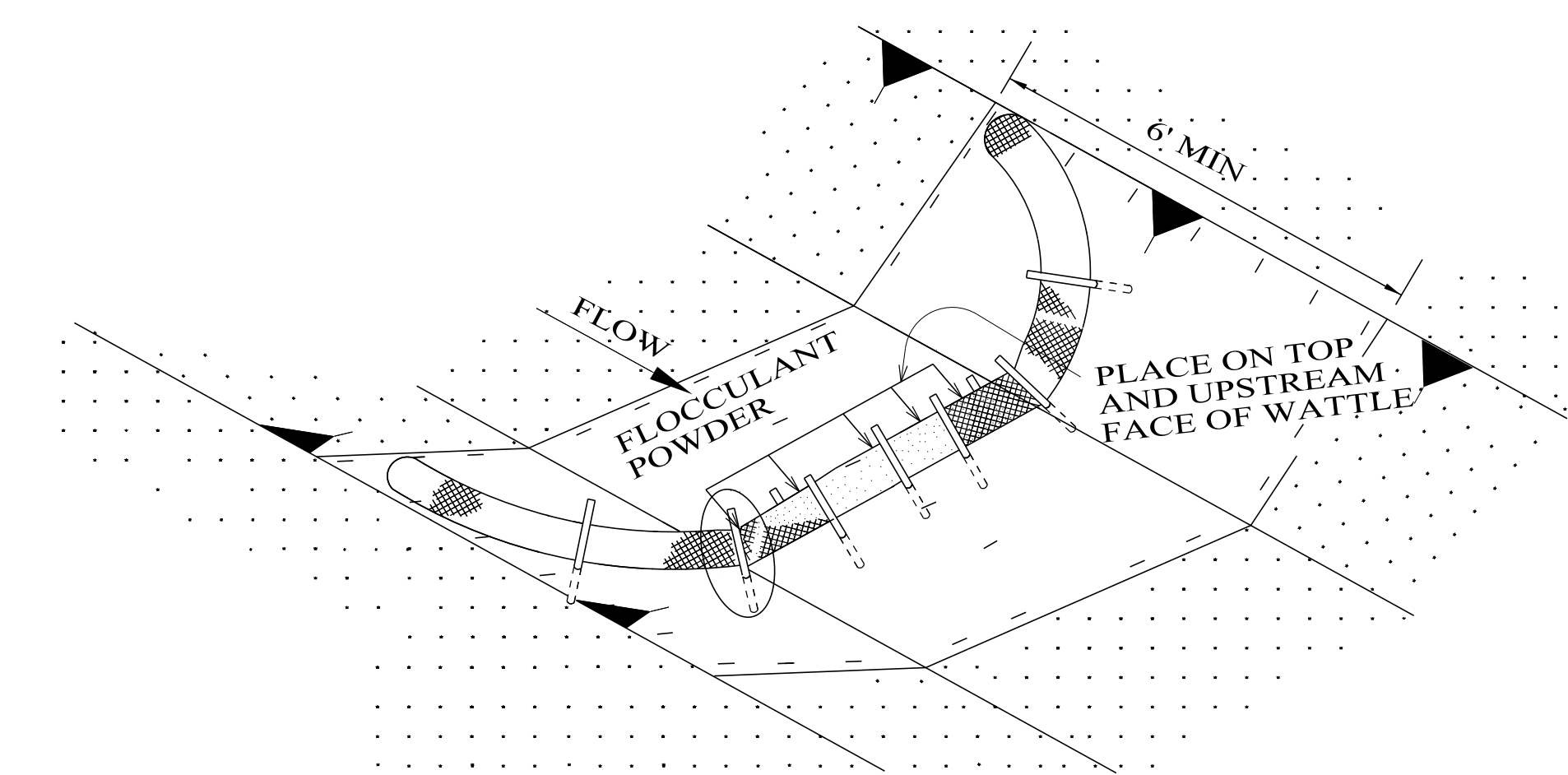
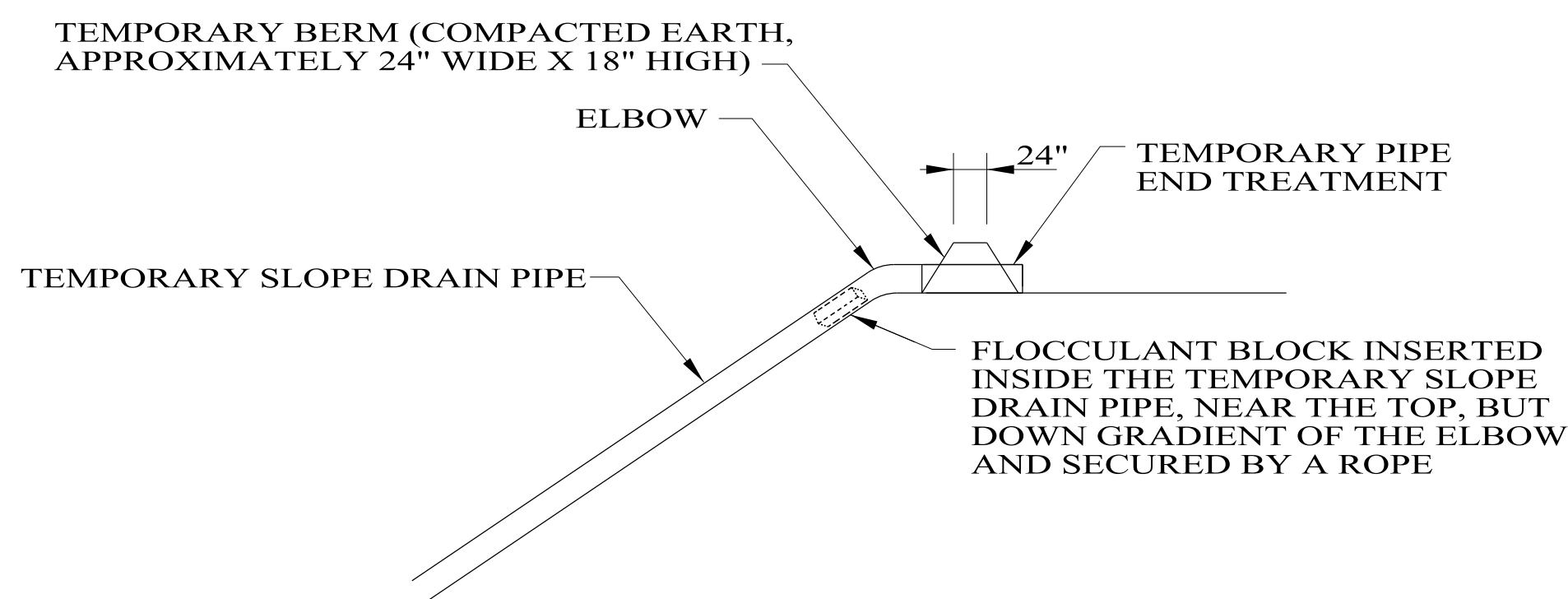


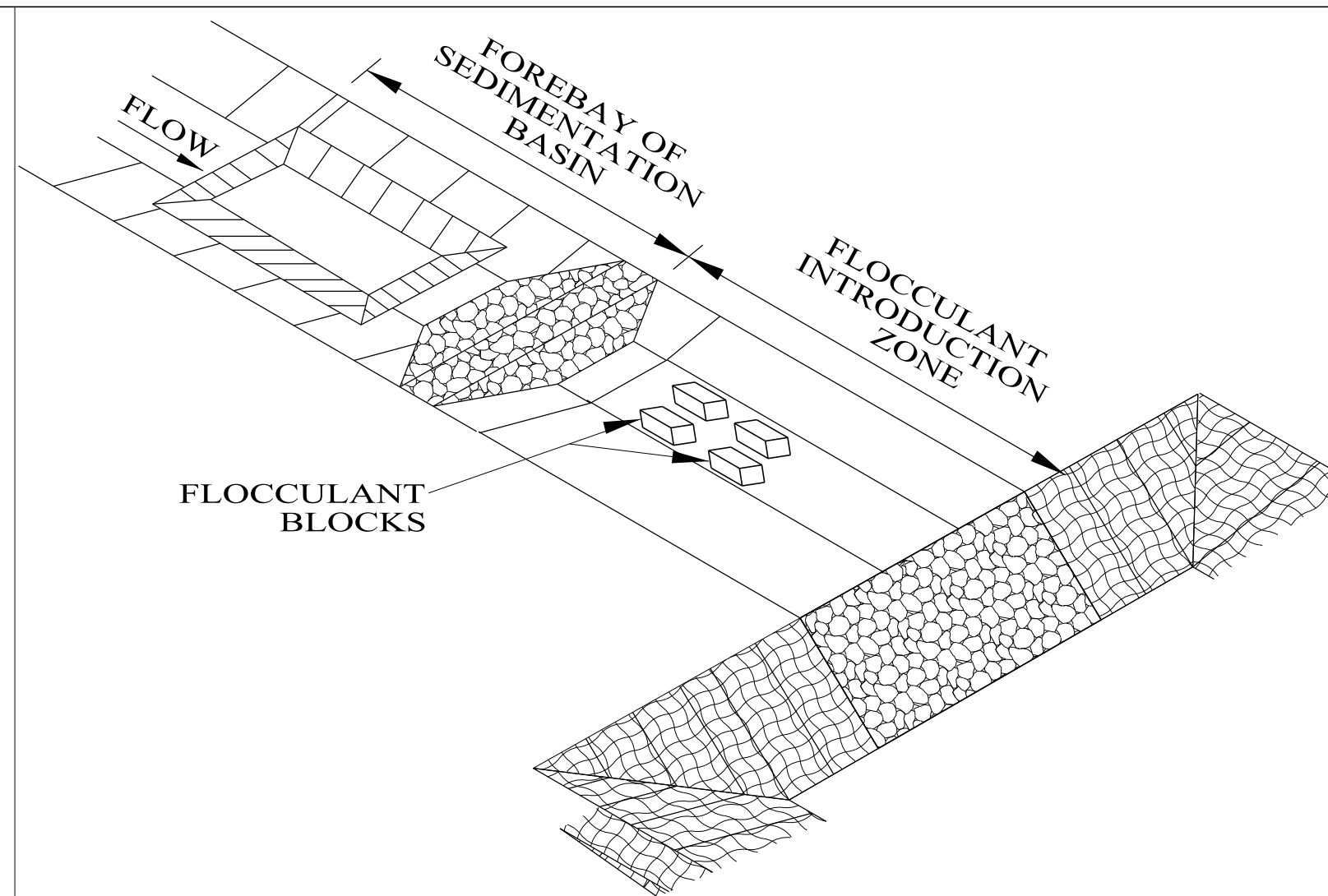
**FLOCCULANT SOCK USE
WITH WATTLE DITCH CHECK**
(SEE SPECIAL DRAWING ESC-300-4)



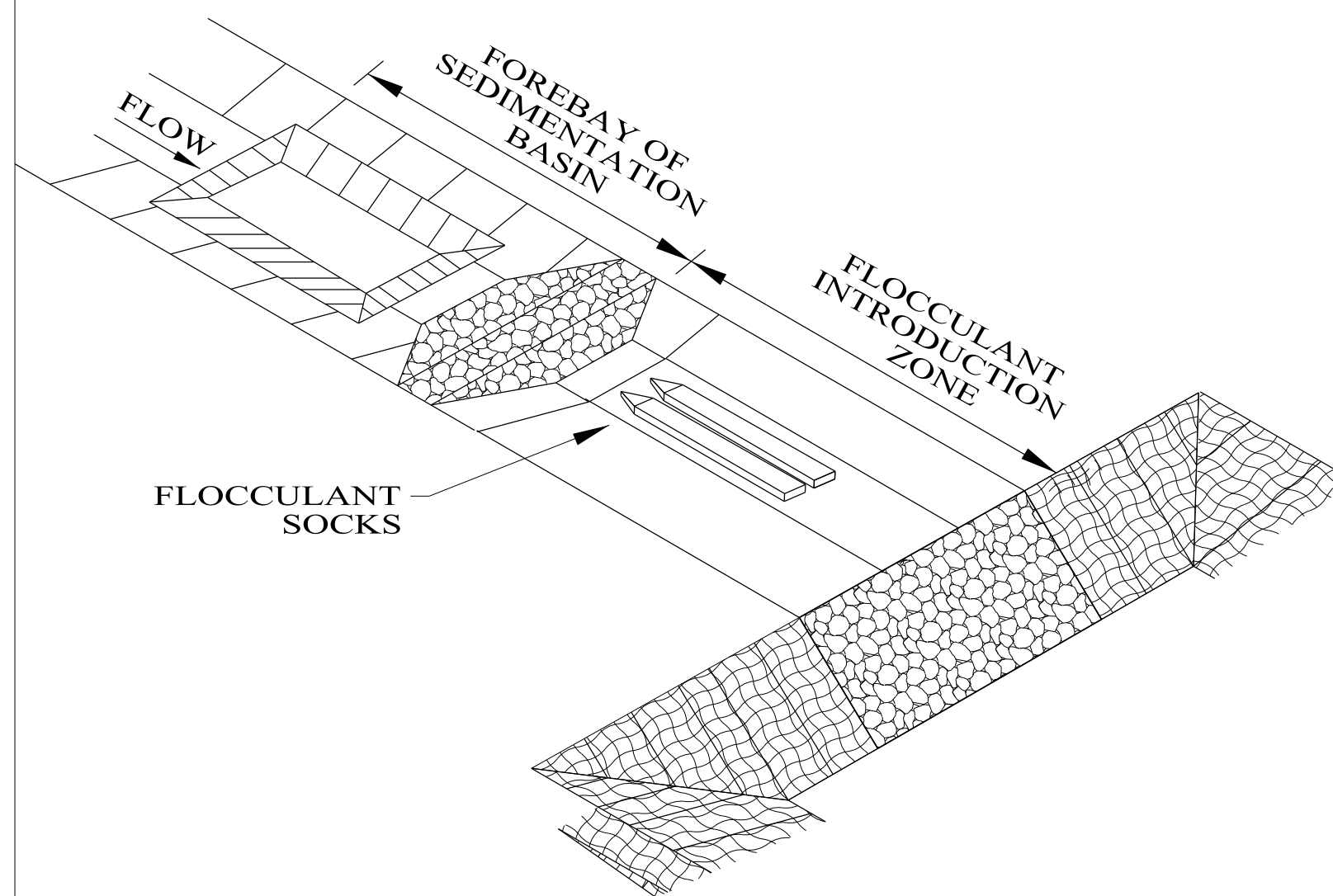
**FLOCCULANT POWDER USE
WITH WATTLE DITCH CHECK**
(SEE SPECIAL DRAWING ESC-300-4)



**FLOCCULANT BLOCK USE
WITH TEMPORARY SLOPE DRAIN**
(SEE SPECIAL DRAWING ESC-200-2)




**FLOCCULANT BLOCK USE
WITH SEDIMENTATION BASIN**
(SEE SPECIAL DRAWING ESC-507)



**FLOCCULANT SOCK USE
WITH SEDIMENTATION BASIN**
(SEE SPECIAL DRAWING ESC-507)

NOTES:

1. AN ALDOT LIST OF APPROVED FLOCCULANTS CAN BE FOUND IN THE MSDSAR MANUAL LIST II-24 "TEMPORARY EROSION AND SEDIMENT CONTROL PRODUCTS."
2. FLOCCULANTS ARE SOIL SPECIFIC AND MUST BE SELECTED BASED ON SOIL AND RUNOFF TESTING.
3. HEAVY SEDIMENT AND SAND SHOULD BE REMOVED PRIOR TO THE LOCATION OF FLOCCULANT APPLICATION.
4. PASSIVE DOSING OF FLOCCULANTS REQUIRES FLOWING WATER WITH A MODERATE VELOCITY.
5. FLOCCULANTS REQUIRE AN INITIAL PERIOD OF MIXING/AGITATION FOLLOWED BY A PERIOD OF LOW VELOCITY TO ALLOW THE SETTLING OF PARTICLES.
6. SEDIMENT CONTROL MEASURES MUST BE UTILIZED TO CAPTURE THE FLOCCULATED MATERIAL AND PREVENT RE-SUSPENSION PRIOR TO DISCHARGE.
7. FLOCCULANT SHOULD NEVER BE APPLIED DIRECTLY TO LIVE STREAMS OR WATERS OF THE STATE.
8. FLOCCULANT BLOCKS CAN DRY OUT PREVENTING DISSOLUTION. BLOCKS MUST BE PROTECTED FROM THE SUN AND SHOULD REMAIN HYDRATED IF POSSIBLE.
9. FLOCCULANT SOCKS SHALL BE INSTALLED IN THE CORRECT ORDER AND ORIENTATION AS PER MANUFACTURER'S INSTRUCTIONS. FLOCCULANT SOCKS WILL FLATTEN WHEN EMPTY INDICATING THE NEED FOR REPLACEMENT.
10. POWDER FORMS OF FLOCCULANT TYPICALLY MUST BE REAPPLIED AFTER EACH RAIN EVENT.
11. FLOCCULANTS SHOWN ON DRAWINGS ARE FOR ILLUSTRATIVE PURPOSES TO INDICATE LOCATION OF APPLICATION. DOSING SHALL BE APPLIED AS PER MANUFACTURER'S RECOMMENDATIONS.



**ALABAMA DEPARTMENT
OF TRANSPORTATION**
1409 COLISEUM BOULEVARD
MONTGOMERY, AL 36130-3050

THIS DRAWING REPRESENTS DESIGNS PREPARED FOR USE BY THE ALABAMA DEPARTMENT OF TRANSPORTATION AND IS NOT TO BE COPIED, REPRODUCED, ALTERED, OR USED BY ANYONE, OR ANY ORGANIZATION, WITHOUT THE EXPRESSED WRITTEN CONSENT OF THE ALABAMA DEPARTMENT OF TRANSPORTATION REPRESENTATIVE AUTHORIZED TO APPROVE THIS USE. ANYONE MAKING UNAUTHORIZED USE OF THIS DRAWING MAY BE PROSECUTED TO THE FULLEST EXTENT OF THE LAW.

REVISIONS:
1. Revised Sheet Numbers of "FLOCCULANT SOCK USE WITH WATTLE DITCH CHECK" and "FLOCCULANT POWDER USE WITH WATTLE DITCH CHECK" on 10-20-2014 by J. Bureau Std Engr.
2. Corrected Sheet References from "ECS-300, Sheet 4 of 8" & "...Sheet 2 of 8" to "ESC-300-4" & "ESC-300-2" on 12-6-2016 by L.V.S.
3. Modified Note 9 and added Note 11. Deleted quantity requirements for all flocculant items on 8-31-2020 by D.J.W.

DESIGNED BY: D.J.W.
DRAWN BY: _____
DATE DRAWN: 9-24-2012
REVISED DATE: 8-31-2020

DESIGN BUREAU SPECIAL DRAWING
FLOCCULANT USAGE GUIDE

NOT TO SCALE

--SPECIFICATIONS--
CURRENT ALABAMA DEPARTMENT OF TRANSPORTATION

SPECIAL DRAWING NO

ESC-508

INDEX NO

67201